

Unit 3

Welcome to B Life 1.0
Welcome to Luxury

B
BADEC
BROS.
PROPERTY



In close proximity to Pretoria's hub, B Life 1.0 encapsulates urban style with its landscaped gardens, open spaces, modern high quality finishes, and dedication to state of the art security.

B Life 1.0 - Proudly developed by BadecBros. Invest

Contact Wilma on 083 409 8642

We're Badec Bros. Property

Badec Bros. builds communities in the residential sector that continue to define and redefine the world of luxury living. We design and build spaces that people turn into homes. Our exclusive apartments give you a sense of luxury living in the heart of a vibrant community. Feel right at home in a development close to various trendy restaurants, prominent shopping centres and the best schools in Pretoria.



B Life 1.0 - Proudly developed by BadecBros. Invest

Contact Wilma on 083 409 8642

Welcome to B Life 1.0 Welcome to Luxury



Home is a feeling

Home isn't only where you're from. Home can also be a place you haven't been to yet.

Ultimately, a home is somewhere you're going to.

Defining the world of Exclusive living

We know that home is more often a person than a place, which is why BadeC Bros doesn't build houses or apartments.

We design and construct beautiful spaces you can make into a home.

Our commitment to excellence is visible in the analysis, design, and execution of every project.



Ground Floor 73sq
First Floor 77sq

Double storey apartment

- Open plan living and dining area
- Modern open plan kitchen with SMEG appliances and quality finishes

- 2 Bedrooms with balconies
- 2 Bathrooms & guest toilet
- Study nook area
- Double carport
- Patio and braai
- High quality finishes
- Private garden
- Automated irrigation system
- Storage area under stairs
- Additional 16sq loft areas



BADEC
BROS.

PROPERTY

R 2 795 000



Ground Floor 73sq
First Floor 77sq

Double storey apartment

- Open plan living and dining area
- Modern open plan kitchen with SMEG appliances and quality finishes

- 2 Bedrooms with balconies
- 2 Bathrooms & guest toilet
- Study nook area
- Double carport
- Patio and braai
- High quality finishes
- Private garden
- Automated irrigation system
- Storage area under stairs
- Additional 16sq loft areas



BADEC
BROS.

PROPERTY

R 2 795 000



B Life 1.0 - UNIT 3 First Flr - Proudly developed by Badec Bros. Invest


Contact Wilma on 083 409 8642

Ground Floor 73sq
First Floor 77sq

Double storey apartment

- Open plan living and dining area
- Modern open plan kitchen with SMEG appliances and quality finishes

- 2 Bedrooms with balconies
- 2 Bathrooms & guest toilet
- Study nook area
- Double carport
- Patio and braai
- High quality finishes
- Private garden
- Automated irrigation system
- Storage area under stairs
- Additional 16sq loft areas



BADEC BROS.

PROPERTY

R 2 795 000



B Life 1.0 - UNIT 3 Lofts - Proudly developed by Badec Bros. Invest


Contact Wilma on 083 409 8642

building communities




Be a part of our community

Like what you have seen so far?
Chat to us about our rental and
sales opportunities





building communities



SMEG: Hob Ceran 60cm
BLACK CERAN GLASS Schott Ceran Suprema
black glass (with straight edge)
4 full power cooking zones
(with 9 power levels each)
Residual heat indicators
Timer with switch-off function
Automatic safety switch-off • Touch Control
Child safety lock

LEGRAND ARTEOR
GRAPHITE

Arteor offers a range of carefully crafted masterpieces to give any space an elegant yet discrete look, adding to the design without distracting attention.



SMEG Oven Classic 60cm


St. steel and Black Eclipse glass •
79L oven (Gross) •
8 functions • 5 cooking levels •
50-250C range •
Double glazed CoolTouch oven door •
SoftTouch controls •
2 halogen lights • Child safety lock function

SPECIAL FEATURES:

Multifunction thermoventilated oven •
Thermoseal cooking technology • Speed reduction
cooling system • EverClean interior •
VapourClean and
removable all glass inner door for easy cleaning



SMEG
Um4040: Sink Alba Undermount Double Bowl
Alba collection • Brushed 304 Stainless steel
Embossed logo • 3.5 inch drainer
Overflow prevention
Installation kit included (Strainer siphon with
dishwasher outlet connection and fixing clips)
10yr guarantee •
Sink dimensions:
760mm (L) x 450mm (W) x 180mm (D)
Right and left bowl dimensions:
340mm (L) x 400mm (W) x 180mm (D)



Be a part of our community

Like what you have seen so far?
Chat to us about our rental and
sales opportunities



building communities



Be a part of
our community


Like what you have seen so far?
Chat to us about our rental and
sales opportunities



FRAMELESS GLASS SLIDING DOOR



VIRGO II CONC SHOWER/BAT
HEIGHT:113.39MM
LENGTH:54.16MM
WIDTH:108.35MM
WEIGHT:662GR



FRAMELESS GLASS
FLOOR TO SLAB



SQUARE ROSE SLIM LINE 200MM STAINLESS STEEL



CUSTOM CUT MIRRORS



PLATINUM NERO BUSH
600MM X 600MM PORCELAIN



ICEBERG BIANCO
600MM X 600MM PORCELAIN TILE

ICEBERG BIANCO
600MM X 600MM
PORCELAIN TILE

PLATINUM NERO BUSH
600MM X 600MM
PORCELAIN



VIRGO II CONC SHOWER/BATH MIXER
HEIGHT:113.39MM
LENGTH:54.16MM
WIDTH:108.35MM
WEIGHT:662GR

building communities



VIRGO II BASIN MIXER RAISED
HEIGHT:340MM
LENGTH:52.10MM
WIDTH:150MM
WEIGHT:999GR



AVA COUNTERTOP BASIN
HEIGHT: 110mm
LENGTH: 580mm
WIDTH: 380mm



VIRGO II BASIN MIXER
HEIGHT:151MM
LENGTH:52.10MM
WIDTH:150MM
WEIGHT:999GR

LAVISH
Double Rail 850mm
Bold and beautiful towel rail to hold any four of your favourite bath towels when folded.
Horizontal bar made of Grade 304 Stainless Steel for longevity.
Engineered with the Wonder-Mount fixing system for a secure installation.



LAVISH
Towel Ring
Bold and beautiful towel ring for your favourite hand towel.
Comes standard with the Wonder-Mount fixing system.



LAVISH
Robe Hook Single
Chrome plated robe hook. Expressive round design, engineered with the Wonder-Mount fixing system.



LAVISH
Paper Holder
Elegant, Chrome plated paper holder.
Dynamic round design, engineered with the Wonder-Mount fixing system.



DuraStyle rimless wall mounted pan 370 x 540mm white
Including DuraStyle toilet seat & cover softclose white



20MM PLATINUM
QUARTZ 550MM DEEP



PLATINUM NERO BUSH
600MM X 600MM
PORCELAIN



KALAPANA
SUPAGLOSS



ICEBERG BIANCO
600MM X 600MM
PORCELAIN TILE




Actuator plate Alpha 15 for dual flush
bright chrome.

building communities



Be a part of our community

Like what you have seen so far?
Chat to us about our rental and
sales opportunities



FRAMELESS GLASS
BALUSTRADES

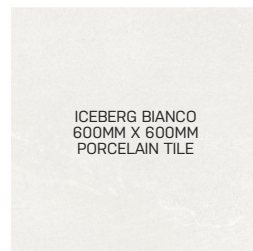


DESIGNER CORNISH WITH
SHADOW LINE

MANDERIN TUSK

GENEVA MORNING

ANTHRACITE




ICEBERG BIANCO
600MM X 600MM
PORCELAIN TILE



DUMBLANE GREY PEEN ON
ALL BIC WITH A 16MM FRAME

Dumblane Grey™
Peen

Colours may vary, please also
refer to the colour samples.
PG BISON



ICEBERG BIANCO
600MM X 600MM
PORCELAIN TILES
ON FLOORS

