

Unit 1

# Welcome to B Life 1.0 Welcome to Luxury

**B**  
**BADEC**  
**BROS.**  
PROPERTY



In close proximity to Pretoria's hub, B Life 1.0 encapsulates urban style with its landscaped gardens, open spaces, modern high quality finishes, and dedication to state of the art security.



# We're Badec Bros. Property

Badec Bros. builds communities in the residential sector that continue to define and redefine the world of luxury living. We design and build spaces that people turn into homes. Our exclusive apartments give you a sense of luxury living in the heart of a vibrant community. Feel right at home in a development close to various trendy restaurants, prominent shopping centres and the best schools in Pretoria.



B Life 1.0 - Proudly developed by BadecBros. Invest

Contact Wilma on 083 409 8642



# Welcome to B Life 1.0 Welcome to Luxury



## Home is a feeling

Home isn't only where you're from. Home can also be a place you haven't been to yet.

Ultimately, a home is somewhere you're going to.

## Defining the world of Exclusive living

We know that home is more often a person than a place, which is why BadeC Bros doesn't build houses or apartments.

We design and construct beautiful spaces you can make into a home.

Our commitment to excellence is visible in the analysis, design, and execution of every project.






Ground Floor 73sq  
First Floor 77sq

Double storey apartment

- Open plan living and dining area
- Modern open plan kitchen with SMEG appliances and quality finishes

- 2 Bedrooms with balconies
- 2 Bathrooms & guest toilet
- Study nook area
- Double carport
- Patio and braai
- High quality finishes
- Private garden
- Automated irrigation system
- Storage area under stairs
- Additional 16sq loft areas



**BADEC  
BROS.**

PROPERTY

R 2 795 000





Ground Floor 73sq  
First Floor 77sq

Double storey apartment

- Open plan living and dining area
- Modern open plan kitchen with SMEG appliances and quality finishes

- 2 Bedrooms with balconies
- 2 Bathrooms & guest toilet
- Study nook area
- Double carport
- Patio and braai
- High quality finishes
- Private garden
- Automated irrigation system
- Storage area under stairs
- Additional 16sq loft areas



**BADEC**  
**BROS.**

PROPERTY

R 2 795 000



B Life 1.0 - UNIT 1 First Flr - Proudly developed by Badec Bros. Invest

Contact Wilma on 083 409 8642



Ground Floor 73sq  
First Floor 77sq

Double storey apartment

- Open plan living and dining area
- Modern open plan kitchen with SMEG appliances and quality finishes

- 2 Bedrooms with balconies
- 2 Bathrooms & guest toilet
- Study nook area
- Double carport
- Patio and braai
- High quality finishes
- Private garden
- Automated irrigation system
- Storage area under stairs
- Additional 16sq loft areas



**B**  
**BADEC**  
**BROS.**

PROPERTY

R 2 795 000



B Life 1.0 - UNIT 1 Lofts - Proudly developed by Badec Bros. Invest

Contact Wilma on 083 409 8642


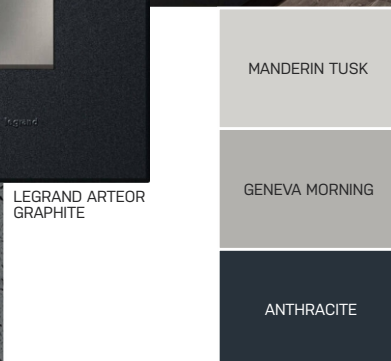


# building communities




Be a part of  
our community

Like what you have seen so far?  
Chat to us about our rental and  
sales opportunities







# building communities



SMEG: Hob Ceran 60cm  
BLACK CERAN GLASS Schott Ceran Suprema  
black glass (with straight edge)  
4 full power cooking zones  
(with 9 power levels each)  
Residual heat indicators  
Timer with switch-off function  
Automatic safety switch-off • Touch Control  
Child safety lock

LEGRAND ARTEOR  
GRAPHITE

Arteor offers a range of carefully crafted masterpieces to give any space an elegant yet discrete look, adding to the design without distracting attention.




SMEG Oven Classic 60cm


St. steel and Black Eclipse glass •  
79L oven (Gross) •  
8 functions • 5 cooking levels •  
50-250C range •  
Double glazed CoolTouch oven door •  
SoftTouch controls •  
2 halogen lights • Child safety lock function

#### SPECIAL FEATURES:

Multifunction thermoventilated oven •  
Thermoseal cooking technology • Speed reduction  
cooling system • EverClean interior •  
VapourClean and  
removable all glass inner door for easy cleaning



SMEG  
Um4040: Sink Alba Undermount Double Bowl  
Alba collection • Brushed 304 Stainless steel  
Embossed logo • 3.5 inch drainer  
Overflow prevention  
Installation kit included (Strainer siphon with  
dishwasher outlet connection and fixing clips)  
10yr guarantee •  
Sink dimensions:  
760mm (L) x 450mm (W) x 180mm (D)  
Right and left bowl dimensions:  
340mm (L) x 400mm (W) x 180mm (D)



## Be a part of our community

Like what you have seen so far?  
Chat to us about our rental and  
sales opportunities





# building communities



Be a part of  
our community



Like what you have seen so far?  
Chat to us about our rental and  
sales opportunities



FRAMELESS GLASS SLIDING DOOR




VIRGO II CONC SHOWER/BATH  
HEIGHT:113.39MM  
LENGTH:54.16MM  
WIDTH:108.35MM  
WEIGHT:662GR



FRAMELESS GLASS  
FLOOR TO SLAB



SQUARE ROSE SLIM LINE 200MM STAINLESS STEEL



CUSTOM CUT MIRRORS



PLATINUM NERO BUSH  
600MM X 600MM PORCELAIN



ICEBERG BIANCO  
600MM X 600MM PORCELAIN TILE

ICEBERG BIANCO  
600MM X 600MM  
PORCELAIN TILE

PLATINUM NERO BUSH  
600MM X 600MM  
PORCELAIN



VIRGO II CONC SHOWER/BATH MIXER  
HEIGHT:113.39MM  
LENGTH:54.16MM  
WIDTH:108.35MM  
WEIGHT:662GR



# building communities



VIRGO II BASIN MIXER RAISED  
HEIGHT:340MM  
LENGTH:52.10MM  
WIDTH:150MM  
WEIGHT:999GR



AVA COUNTERTOP BASIN  
HEIGHT: 110mm  
LENGTH: 580mm  
WIDTH: 380mm



VIRGO II BASIN MIXER  
HEIGHT:151MM  
LENGTH:52.10MM  
WIDTH:150MM  
WEIGHT:999GR

LAVISH  
Double Rail 850mm  
Bold and beautiful towel rail to hold any four of your favourite bath towels when folded.  
Horizontal bar made of Grade 304 Stainless Steel for longevity.  
Engineered with the Wonder-Mount fixing system for a secure installation.



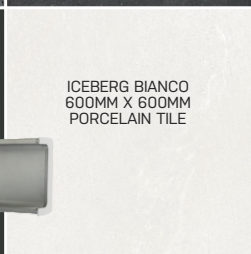
LAVISH  
Towel Ring  
Bold and beautiful towel ring for your favourite hand towel.  
Comes standard with the Wonder-Mount fixing system.



LAVISH  
Robe Hook Single  
Chrome plated robe hook. Expressive round design, engineered with the Wonder-Mount fixing system.



LAVISH  
Paper Holder  
Elegant, Chrome plated paper holder.  
Dynamic round design, engineered with the Wonder-Mount fixing system.



Actuator plate Alpha 15 for dual flush bright chrome.



DuraStyle rimless wall mounted pan 370 x 540mm white including DuraStyle toilet seat & cover softclose white

## Be a part of our community

Like what you have seen so far?  
Chat to us about our rental and sales opportunities




# building communities



## Be a part of our community

Like what you have seen so far?  
Chat to us about our rental and  
sales opportunities



FRAMELESS GLASS  
BALUSTRADES



DESIGNER CORNISH WITH  
SHADOW LINE

MANDERIN TUSK

GENEVA MORNING

ANTHRACITE

